

Choose a Dental Plan or decline coverage

Elija el Plan Dental o rechace la cobertura

Once plan is elected confirm at the bottom: **Enroll/Decline**

Ya cuando elige el plan, confirme en la parte de abajo: **Enroll/Decline**

When finished, select enroll

Cuando haya terminado, seleccione inscribirse.

PREVIOUS

ENROLL

Dental-Aetna DHMO Plan CA

Choose Your Coverage

- Employee Single - \$0.65
- Employee w/Spouse - \$1.77
- Employee w/Children - \$2.02
- Employee w/ Family - \$3.18
- Employee w/Domestic Partner - \$0.65
- Employee Dom. Partner w/Family - \$2.02

Dental-Aetna DPO Plan

Choose Your Coverage

- Employee Single - \$9.00
- Employee w/Spouse - \$23.55
- Employee w/Children - \$22.87
- Employee w/Family - \$38.14
- Employee w/Domestic Partner - \$9.00
- Employee Dom. Partner w/Family - \$22.87

Decline Coverage

Dental HMO Plan tips:

- ▶ Please be aware that if you have not previously participated in our dental plan, for HMO you can include your dentist through Paycom.
- ▶ *Ten en cuenta que si nunca ha participado previamente en nuestro plan dental, puede incluir a su dentista a través de Paycom.*

Select	Name	Provider	Provider ID Type	Provider ID	Patient Relationship	Pediatrician
No Records Found						

Physician

First Name * Last Name *

Provider Type Provider ID Type

Certified Service Provider Number

Provider ID * Patient Relationship

Established Patient

Pediatrician

Yes

No

CANCEL SAVE

- ▶ If you're enrolled in our dental plan and want to change dentist, please contact Aetna directly, as Paycom cannot handle this change.
 - ▶ If the request arrives to Aetna between the 1st and 15th of the month, the change takes effect on the 1st of the next month (e.g., a request received on June 10th results in a change effective on July 1st).
 - ▶ If the request comes in to Aetna after the 15th, the change is effective on the 1st of the month following the next month (e.g., a request received on June 20th leads to a change effective on August 1st).
- ▶ *Si estás inscrito en nuestro plan dental y desea cambiar de dentista, por favor llamar directamente a Aetna, ya que Paycom no puede gestionar este cambio.*
 - ▶ *Si la solicitud llega a Aetna entre el 1 y el 15 del mes, el cambio se hará efectivo el 1 del próximo mes (por ejemplo, una solicitud recibida el 10 de junio resultará en un cambio efectivo el 1 de julio).*
 - ▶ *Si la solicitud llega a Aetna después del día 15, el cambio se hará efectivo el 1 del mes siguiente al próximo mes (por ejemplo, una solicitud recibida el 20 de junio resultará en un cambio efectivo el 1 de agosto).*

Each plan within your benefits package has informational plan documents for your convenience.

To review these documents, please click on “plan documents.”

Cada plan dentro de su paquete de beneficios tiene documentos informativos para su conveniencia.

Para revisar estos documentos, por favor haga clic en “documentos del plan”.

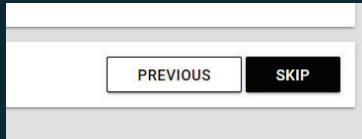
Dental-Aetna DPO Plan

Choose Your Coverage

- Employee Single - \$9.00
- Employee w/Spouse - \$23.55
- Employee w/Children - \$22.87
- Employee w/Family - \$38.14
- Employee w/Domestic Partner - \$9.00
- Employee Dom. Partner w/Family - \$22.87

After selecting “enroll” for your dental coverage, you will be asked to select Domestic Partner coverage.

IF YOU DO NOT HAVE A DOMESTIC PARTNER, PLEASE CHOOSE TO SKIP.

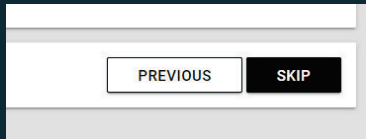


A screenshot of a navigation bar with two buttons: 'PREVIOUS' and 'SKIP'. The 'SKIP' button is highlighted in black with white text.

FOR EMPLOYEES WITH DOMESTIC PARTNERS: PLEASE APPLY THE OPTION THAT PERTAINS TO YOU

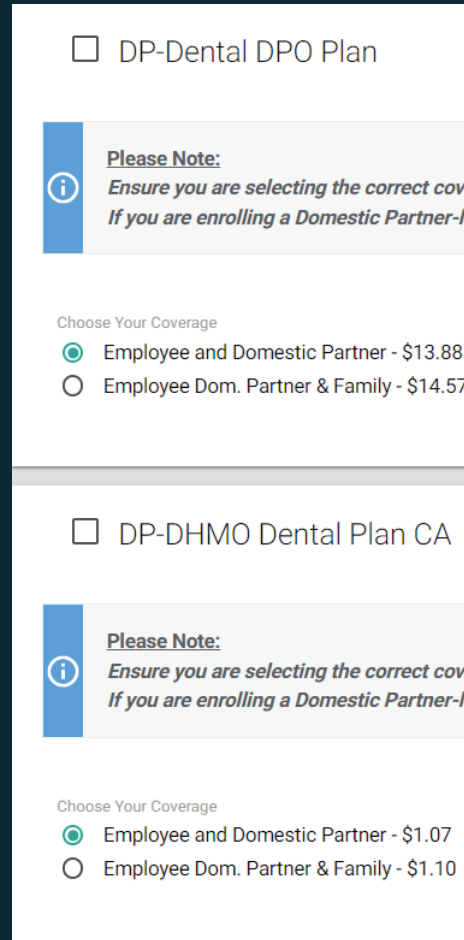
Después de seleccionar su cobertura dental, se le pedirá que elija la cobertura para su Pareja Doméstica.

SI NO TIENE UNA PAREJA DOMÉSTICA, POR FAVOR ELIJA OMITIR.



A screenshot of a navigation bar with two buttons: 'PREVIOUS' and 'SKIP'. The 'SKIP' button is highlighted in black with white text.

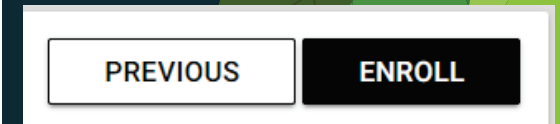
PARA LOS EMPLEADOS CON PAREJAS DOMÉSTICAS: POR FAVOR APLIQUE LA OPCIÓN QUE LE CORRESPONDA.



A screenshot of a dental coverage selection screen. At the top, there is a checkbox for 'DP-Dental DPO Plan'. Below it is a 'Please Note' section with an information icon and the text: 'Ensure you are selecting the correct coverage. If you are enrolling a Domestic Partner-led...'. Underneath, there is a 'Choose Your Coverage' section with two radio button options: 'Employee and Domestic Partner - \$13.88' (which is selected) and 'Employee Dom. Partner & Family - \$14.57'.

When finished, select enroll

Quando hayas terminado, selecciona inscribirse.



A screenshot of a navigation bar with two buttons: 'PREVIOUS' and 'ENROLL'. The 'ENROLL' button is highlighted in black with white text.